

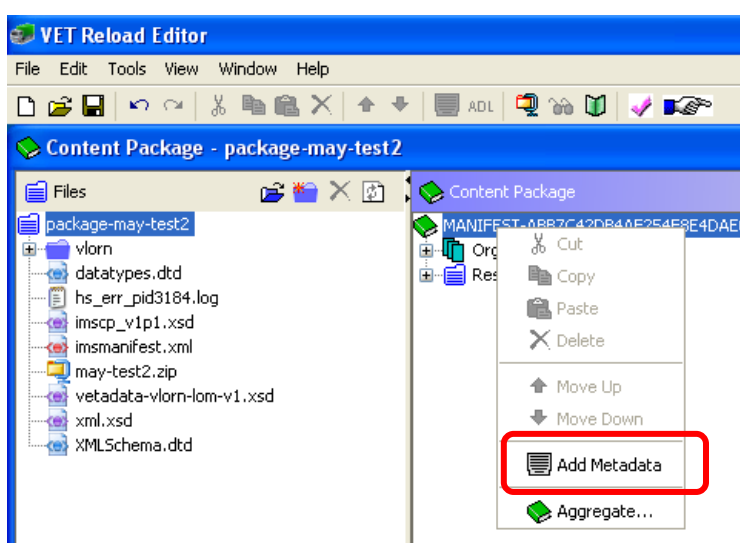
2009 VET Reload tool: Advice for current VET Reload users

In May 2009, a new version of the VET Reload tool was released by the national training system's e-learning strategy, the Australian Flexible Learning Framework. This information is to notify existing VET Reload users of changes to the tool. New users just need to refer to the standard instructions included within the tool.

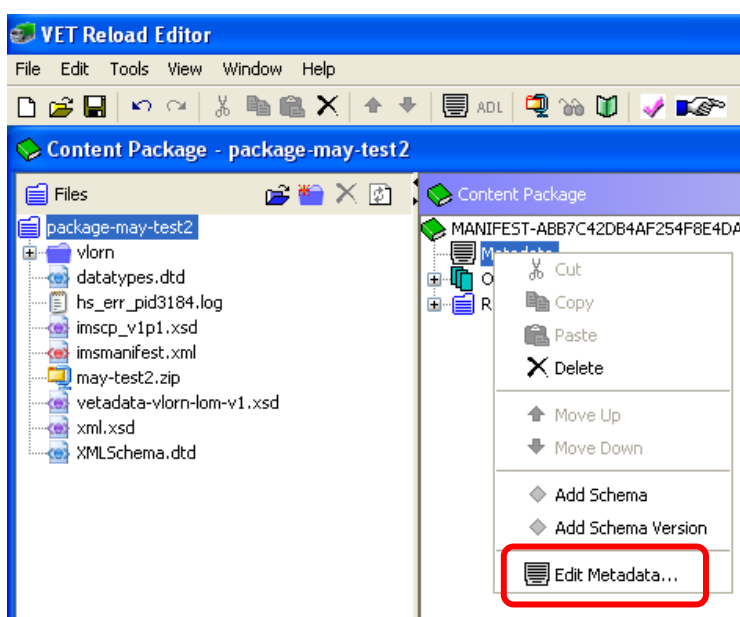
What's changed?

The metadata creation process has been simplified for IMS content packages. There is no change when creating SCORM packages. Now, after you create or open an IMS content package, the new process to create metadata is:

1. Right click the 'MANIFEST' element, and select 'Add Metadata'



2. Right click the 'Metadata' element and click 'Edit Metadata'

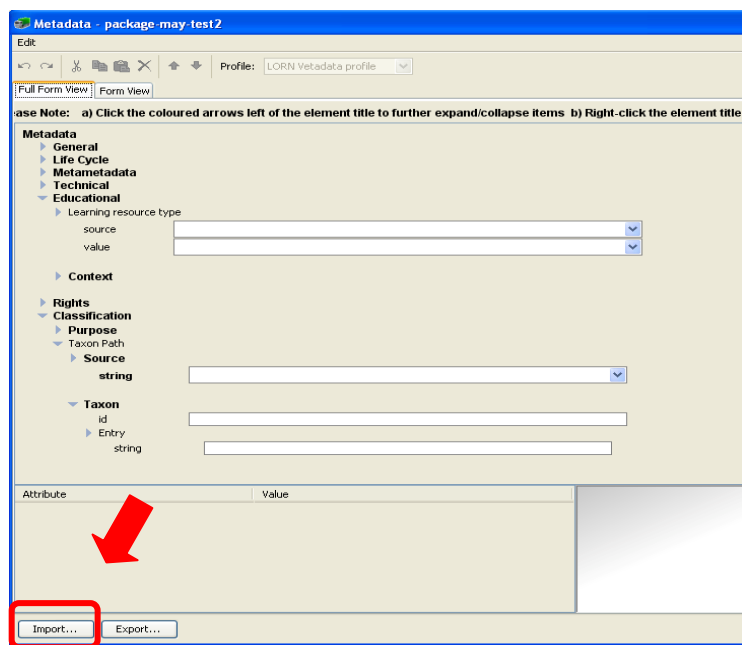


Australian Flexible Learning Framework

supporting e-learning opportunities

You can now edit the metadata as normal. The technical difference is metadata is now contained within the manifest.xml file instead of being a separate file. This has no effect on how your package will operate in practice.

If you prefer to create your metadata in a different tool, you can use the 'Import' option from the metadata page (after following the two steps above):



The screenshot shows a web-based metadata editor window titled "Metadata - package-may-test2". The interface includes a toolbar at the top with icons for edit, save, and other actions. Below the toolbar is a navigation pane on the left with a tree view of metadata categories: General, Life Cycle, Metametadata, Technical, Educational, Context, Rights, Classification, Purpose, Taxon Path, Source, and Taxon. The main area contains form fields for these categories, such as "Learning resource type" with a dropdown menu, "source" and "value" fields, "Context" section, "Rights" section, "Classification" section, "Purpose" section with a "Taxon Path" dropdown, "Source" section with a "string" dropdown, and "Taxon" section with "id" and "Entry" fields. At the bottom of the window, there are two buttons: "Import..." and "Export...". The "Import..." button is highlighted with a red rectangular box, and a red arrow points to it from the left.

Who does this affect?

- All VET Reload users are advised to upgrade to the new version to ensure they meet agreed VET e-standards for 2009.
- Anyone creating content for LORN, including 2009 Framework E-learning Innovations project teams, should follow the new procedure.
- There is no change for developers of SCORM packages (including Framework Flexible Learning Toolbox developers).

More information

- Download the tool here: <http://e-standards.flexiblelearning.net.au/tools.htm#p2>
- Contact us: e-standards@flexiblelearning.net.au or (03) 9661 8751.